

APPENDIX: STATISTICAL TABLES



Table 1 Simple random numbers

Line/ col.	(1)	(2)	(3)	(4)	(5)	(6)	(7)	(8)	(9)	(10)	(11)	(12)	(13)	(14)
1	10480	15011	01536	02011	81647	91646	69179	14194	62590	36207	20969	99570	91291	90700
2	22368	46573	25595	85393	30995	89198	27982	53402	93965	34095	52666	19174	39615	99505
3	24130	48390	22527	97265	76393	64809	15179	24830	49340	32081	30680	19655	63348	58629
4	42167	93093	06243	61680	07856	16376	39440	53537	71341	57004	00849	74917	97758	16379
5	37570	39975	81837	16656	06121	91782	60468	81305	49684	60072	14110	06927	01263	54613
6	77921	06907	11008	42751	27756	53498	18602	70659	90655	15053	21916	81825	44394	42880
7	99562	72905	56420	69994	98872	31016	71194	18738	44013	48840	63213	21069	10634	12952
8	96301	91977	05463	07972	18876	20922	94595	56869	69014	60045	18425	84903	42508	32307
9	89579	14342	63661	10281	17453	18103	57740	84378	25331	12568	58678	44947	05585	56941
10	85475	36857	53342	53988	53060	59533	38867	62300	08158	17983	16439	11458	18593	64952
11	28918	69578	88231	33276	70997	79936	56865	05859	90106	31595	01547	85590	91610	78188
12	63553	40961	48235	03427	49626	69445	18663	72695	52180	20847	12234	90511	33703	90322
13	09429	93969	52636	92737	88974	33488	36320	17617	30015	08272	84115	27156	30613	74952
14	10365	61129	87529	85689	48237	52267	67689	93394	01511	26358	85104	20285	29975	89868
15	07119	97336	71048	08178	77233	13916	47564	81056	97735	85977	29372	74461	28551	90707
16	51085	12765	51821	51259	77452	16308	60756	92144	49442	53900	70960	63990	75601	40719
17	02368	21382	52404	60268	89368	19885	55322	44819	01188	65255	64835	44919	05944	55157
18	01011	54092	33362	94904	31273	04146	18594	29852	71685	85030	51132	01915	92747	64951
19	52162	53916	46369	58586	23216	14513	83149	98736	23495	64350	94738	17752	35156	35749
20	07056	97628	33787	09998	42698	06691	76988	13602	51851	46104	88916	19509	25625	58104
21	48663	91245	85828	14346	09172	30163	90229	04734	59193	22178	30421	61666	99904	32812
22	54164	58492	22421	74103	47070	25306	76468	26384	58151	06646	21524	15227	96909	44592
23	32639	32363	05597	24200	13363	38005	94342	28728	35806	06912	17012	64161	18296	22851
24	29334	27001	87637	87308	58731	00256	45834	15398	46557	41135	10307	07684	36188	18510
25	02488	33062	28834	07351	19731	92420	60952	61280	50001	67658	32586	86679	50720	94953
26	81525	72295	04839	96423	24878	82651	66566	14778	76797	14780	13300	87074	79666	95725
27	29676	20591	68086	26432	46901	20849	89768	81536	86645	12659	92259	57102	80428	25280
28	00742	57392	39064	66432	84673	40027	32832	61362	98947	96067	64760	64584	96096	98253
29	05366	04213	25669	26422	44407	44048	37937	63904	45766	66134	75470	66520	34693	90449
30	91921	26418	64117	94305	26766	25940	39972	22209	71500	64568	91402	42416	07844	96618
31	00582	04711	87917	77341	42206	35126	74087	99547	81817	42607	43808	76655	62028	76630
32	00725	69884	62797	56170	86324	88072	76222	36086	84637	93161	76038	65855	77919	88006
33	69011	65795	95876	55293	18988	27354	26575	08625	40801	59920	29841	80150	12777	48501
34	25976	57948	29888	88604	67917	48708	18912	82271	65424	69774	33611	54262	85963	03547
35	09763	83473	73577	12908	30883	18317	28290	35797	05998	41688	34952	37888	38917	88050
36	91567	42595	27959	30134	04024	86385	29880	99730	55536	84855	29088	09250	79656	73211
37	17955	56349	90999	49127	20044	59931	06115	20542	18059	02008	73708	83517	36103	42791
38	46503	18584	18845	49618	02304	51038	20655	58727	28168	15475	56942	53389	20562	87338
39	92157	89634	94824	78171	84610	82834	09922	25417	44137	48413	25555	21246	35509	20468
40	14577	62765	35605	81263	39667	47358	56873	56307	61607	49518	89656	20103	77490	18062
41	98427	07523	33362	64270	01638	92477	66969	98420	04880	45585	46565	04102	46880	45709
42	34914	63976	88720	82765	34476	17032	87589	40836	32427	70002	70663	88863	77775	69348
43	70060	28277	39475	46473	23219	53416	94970	25832	69975	94884	19661	72828	00102	66794
44	53976	54914	06990	67245	68350	82948	11398	42878	80287	88267	47363	46634	06541	97809
45	76072	29515	40980	07391	58745	25774	22987	80059	39911	96189	41151	14222	60697	59583

(continued)

Table 1 (continued)

Line/ col.	(1)	(2)	(3)	(4)	(5)	(6)	(7)	(8)	(9)	(10)	(11)	(12)	(13)	(14)
46	90725	52210	83974	29992	65831	38857	50490	83765	55657	14361	31720	57375	56228	41546
47	64364	67412	33339	31926	14883	24413	59744	92351	97473	89286	35931	04110	23726	51900
48	08962	00358	31662	25388	61642	34072	81249	35648	56891	69352	48373	45578	78547	81788
49	95012	68379	93526	70765	10592	04542	76463	54328	02349	17247	28865	14777	62730	92277
50	15664	10493	20492	38301	91132	21999	59516	81652	27195	48223	46751	22923	32261	85653
51	16408	81899	04153	53381	79401	21438	83035	92350	36693	31238	59649	91754	72772	02338
52	18629	81953	05520	91962	04739	13092	97662	24822	94730	06496	35090	04822	86774	98289
53	73115	35101	47498	87637	99016	71060	88824	71013	18735	20286	23153	72924	35165	43040
54	57491	16703	23167	49323	45021	33132	12544	41035	80780	45393	44812	12515	98931	91202
55	30405	83946	23792	14422	15059	45799	22716	19792	09983	74353	68668	30429	70735	25499
56	16631	35006	85900	98275	32388	52390	16815	69293	82732	38480	73817	32523	41961	44437
57	96773	20206	42559	78985	05300	22164	24369	54224	35083	19687	11052	91491	60383	19746
58	38935	64202	14349	82674	66523	44133	00697	35552	35970	19124	63318	29686	03387	59846
59	31624	76384	17403	53363	44167	64486	64758	75366	76554	31601	12614	33072	60332	92325
60	78919	19474	23632	27889	47914	02584	37680	20801	72152	39339	34806	08930	85001	87820
61	03931	33309	57047	74211	63445	17361	62825	39908	05607	91284	68833	25570	38818	46920
62	74426	33278	43972	10119	89917	15665	52872	73823	73144	88662	88970	74492	51805	99378
63	09066	00903	20795	95452	92648	45454	69552	88815	16553	51125	79375	97596	16296	66092
64	42238	12426	87025	14267	20979	04508	64535	31355	86064	29472	47689	05974	52468	16834
65	16153	08002	26504	41744	81959	65642	74240	56302	00033	67107	77510	70625	28725	34191
66	21457	40742	29820	96783	29400	21840	15035	34537	33310	06116	95240	15957	16572	06004
67	21581	57802	02050	89728	17937	37621	47075	42080	97403	48626	68995	43805	33386	21597
68	55612	78095	83197	33732	05810	24813	86902	60397	16489	03264	88525	42786	05269	92532
69	44657	66999	99324	51281	84463	60563	79312	93454	68876	25471	93911	25650	12682	73572
70	91340	84979	46949	81973	37949	61023	43997	15263	80644	43942	89203	71795	99533	50501
71	91227	21199	31935	27022	84067	05462	35216	14486	29891	68607	41867	14951	91696	85065
72	50001	38140	66321	19924	72163	09538	12151	06878	91903	18749	34405	56087	82790	70925
73	65390	05224	72958	28609	81406	39147	25549	48542	42627	45233	57202	94617	23772	07896
74	27504	96131	83944	41575	10573	03619	64482	73923	36152	05184	94142	25299	94387	34925
75	37169	94851	39117	89632	00959	16487	65536	49071	39782	17095	02330	74301	00275	48280
76	11508	70225	51111	38351	19444	66499	71945	05422	13442	78675	84031	66938	93654	59894
77	37449	30362	06694	54690	04052	53115	62757	95348	78662	11163	81651	50245	34971	52974
78	46515	70331	85922	38329	57015	15765	97161	17869	45349	61796	66345	81073	49106	79860
79	30986	81223	42416	58353	21532	30502	32305	86482	05174	07901	54339	58861	74818	46942
80	63798	64995	46583	09785	44160	78128	83991	42865	92520	83531	80377	35909	81250	54238
81	82486	84846	99254	67632	43218	50076	21361	64816	51202	88124	41870	52689	51275	83556
82	21885	32906	92431	09060	64297	51674	64126	62570	26123	05155	59194	52799	28225	85762
83	60336	98782	07408	53458	13564	59089	26445	29789	85205	41001	12535	12133	14645	23541
84	43937	46891	24010	25560	86355	33941	25786	54990	71899	15475	95434	98227	21824	19535
85	97656	63175	89303	16275	07100	92063	21942	18611	47348	20203	18534	03862	78095	50136
86	03299	01221	05418	38982	55758	92237	26759	86367	21216	98442	08303	56613	91511	75928
87	79626	06486	03574	17668	07785	76020	79924	25651	83325	88428	85076	72811	22717	50585
88	85636	68335	47539	03129	65651	11977	02510	26113	99447	68645	34327	15152	55230	93448
89	18039	14367	61337	06177	12143	46609	32989	74014	64708	00533	35398	58408	13261	47908
90	08362	15656	60627	36478	65648	16764	53412	09013	07832	41574	17639	82163	60859	75567
91	79556	29068	04142	16268	15387	12856	66227	38358	22478	73373	88732	09443	82558	05250
92	92608	82674	27072	32534	17075	27698	98204	63863	11951	34648	88022	56148	34925	57031
93	23982	25835	40055	67006	12293	02753	14827	23235	35071	99704	37543	11601	35503	85171
94	09915	96306	05908	97901	28395	14186	00821	80703	70426	75647	76310	88717	37890	40129
95	59037	33300	26695	62247	69927	76123	50842	43834	86654	70959	79725	93872	28117	19233
96	42488	78077	69882	61657	34136	79180	97526	43092	04098	73571	80799	76536	71255	64239
97	46764	86273	63003	93017	31204	36692	40202	35275	57306	55543	53203	18098	47625	88684
98	03237	45430	55417	63282	90816	17349	88298	90183	36600	78406	06216	95787	42579	90730
99	86591	81482	52667	61582	14972	90053	89534	76036	49199	43716	97548	04379	46370	28672
100	38534	01715	94964	87288	65680	43772	39560	12918	80537	62738	19636	51132	25739	56947

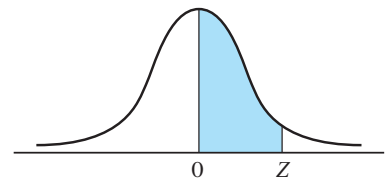


Table 2 Area under the normal curve

Z	.00	.01	.02	.03	.04	.05	.06	.07	.08	.09
0.0	.0000	.0040	.0080	.0120	.0160	.0199	.0239	.0279	.0319	.0359
0.1	.0398	.0438	.0478	.0517	.0557	.0596	.0636	.0675	.0714	.0753
0.2	.0793	.0832	.0871	.0910	.0948	.0987	.1026	.1064	.1103	.1141
0.3	.1179	.1217	.1255	.1293	.1331	.1368	.1406	.1443	.1480	.1517
0.4	.1554	.1591	.1628	.1664	.1700	.1736	.1772	.1808	.1844	.1879
0.5	.1915	.1950	.1985	.2019	.2054	.2088	.2123	.2157	.2190	.2224
0.6	.2257	.2291	.2324	.2357	.2389	.2422	.2454	.2486	.2518	.2549
0.7	.2580	.2612	.2642	.2673	.2704	.2734	.2764	.2794	.2823	.2852
0.8	.2881	.2910	.2939	.2967	.2995	.3023	.3051	.3078	.3106	.3133
0.9	.3159	.3186	.3212	.3238	.3264	.3289	.3315	.3340	.3365	.3389
1.0	.3413	.3438	.3461	.3485	.3508	.3531	.3554	.3577	.3599	.3621
1.1	.3643	.3665	.3686	.3708	.3729	.3749	.3770	.3790	.3810	.3830
1.2	.3849	.3869	.3888	.3907	.3925	.3944	.3962	.3980	.3997	.4015
1.3	.4032	.4049	.4066	.4082	.4099	.4115	.4131	.4147	.4162	.4177
1.4	.4192	.4207	.4222	.4236	.4251	.4265	.4279	.4292	.4306	.4319
1.5	.4332	.4345	.4357	.4370	.4382	.4394	.4406	.4418	.4429	.4441
1.6	.4452	.4463	.4474	.4484	.4495	.4505	.4515	.4525	.4535	.4545
1.7	.4554	.4564	.4573	.4582	.4591	.4599	.4608	.4616	.4625	.4633
1.8	.4641	.4649	.4656	.4664	.4671	.4678	.4686	.4693	.4699	.4706
1.9	.4713	.4719	.4726	.4732	.4738	.4744	.4750	.4756	.4761	.4767
2.0	.4772	.4778	.4783	.4788	.4793	.4798	.4803	.4808	.4812	.4817
2.1	.4821	.4826	.4830	.4834	.4838	.4842	.4846	.4850	.4854	.4857
2.2	.4861	.4864	.4868	.4871	.4875	.4878	.4881	.4884	.4887	.4890
2.3	.4893	.4896	.4898	.4901	.4904	.4906	.4909	.4911	.4913	.4916
2.4	.4918	.4920	.4922	.4925	.4927	.4929	.4931	.4932	.4934	.4936
2.5	.4938	.4940	.4941	.4943	.4945	.4946	.4948	.4949	.4951	.4952
2.6	.4953	.4955	.4956	.4957	.4959	.4960	.4961	.4962	.4963	.4964
2.7	.4965	.4966	.4967	.4968	.4969	.4970	.4971	.4972	.4973	.4974
2.8	.4974	.4975	.4976	.4977	.4977	.4978	.4979	.4979	.4980	.4981
2.9	.4981	.4982	.4982	.4983	.4984	.4984	.4985	.4985	.4986	.4986
3.0	.49865	.49869	.49874	.49878	.49882	.49886	.49889	.49893	.49897	.49900
3.1	.49903	.49906	.49910	.49913	.49916	.49918	.49921	.49924	.49926	.49929
3.2	.49931	.49934	.49936	.49938	.49940	.49942	.49944	.49946	.49948	.49950
3.3	.49952	.49953	.49955	.49957	.49958	.49960	.49961	.49962	.49964	.49965
3.4	.49966	.49968	.49969	.49970	.49971	.49972	.49973	.49974	.49975	.49976
3.5	.49977	.49978	.49978	.49979	.49980	.49981	.49981	.49982	.49983	.49983
3.6	.49984	.49985	.49985	.49986	.49986	.49987	.49987	.49988	.49988	.49989
3.7	.49989	.49990	.49990	.49990	.49991	.49991	.49992	.49992	.49992	.49992
3.8	.49993	.49993	.49993	.49994	.49994	.49994	.49994	.49995	.49995	.49995
3.9	.49995	.49995	.49996	.49996	.49996	.49996	.49996	.49996	.49997	.49997

Each entry represents the area under the standard normal distribution from the mean to Z.

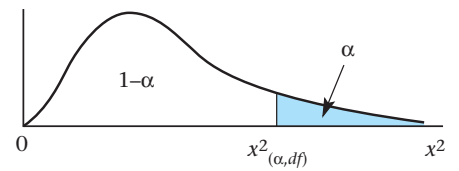


Table 3 Chi-square distribution

Degrees of freedom	Upper tail area (α)											
	.995	.99	.975	.95	.90	.75	.25	.10	.05	.025	.01	.005
1			0.001	0.004	0.016	0.102	1.323	2.706	3.841	5.024	6.635	7.879
2	0.010	0.020	0.051	0.103	0.211	0.575	2.773	4.605	5.991	7.378	9.210	10.597
3	0.072	0.115	0.216	0.352	0.584	1.213	4.108	6.251	7.815	9.348	11.345	12.838
4	0.207	0.297	0.484	0.711	1.064	1.923	5.385	7.779	9.488	11.143	13.277	14.860
5	0.412	0.554	0.831	1.145	1.610	2.675	6.626	9.236	11.071	12.833	15.086	16.750
6	0.676	0.872	1.237	1.635	2.204	3.455	7.841	10.645	12.592	14.449	16.812	18.548
7	0.989	1.239	1.690	2.167	2.833	4.255	9.037	12.017	14.067	16.013	18.475	20.278
8	1.344	1.646	2.180	2.733	3.490	5.071	10.219	13.362	15.507	17.535	20.090	21.955
9	1.735	2.088	2.700	3.325	4.168	5.899	11.389	14.684	16.919	19.023	21.666	23.589
10	2.156	2.558	3.247	3.940	4.865	6.737	12.549	15.987	18.307	20.483	23.209	25.188
11	2.603	3.053	3.816	4.575	5.578	7.584	13.701	17.275	19.675	21.920	24.725	26.757
12	3.074	3.571	4.404	5.226	6.304	8.438	14.845	18.549	21.026	23.337	26.217	28.299
13	3.565	4.107	5.009	5.892	7.042	9.299	15.984	19.812	22.362	24.736	27.688	29.819
14	4.075	4.660	5.629	6.571	7.790	10.165	17.117	21.064	23.685	26.119	29.141	31.319
15	4.601	5.229	6.262	7.261	8.547	11.037	18.245	22.307	24.996	27.488	30.578	32.801
16	5.142	5.812	6.908	7.962	9.312	11.912	19.369	23.542	26.296	28.845	32.000	34.267
17	5.697	6.408	7.564	8.672	10.085	12.792	20.489	24.769	27.587	30.191	33.409	35.718
18	6.265	7.015	8.231	9.390	10.865	13.675	21.605	25.989	28.869	31.526	34.805	37.156
19	6.844	7.633	8.907	10.117	11.651	14.562	22.718	27.204	30.144	32.852	36.191	38.582
20	7.434	8.260	9.591	10.851	12.443	15.452	23.828	28.412	31.410	34.170	37.566	39.997
21	8.034	8.897	10.283	11.591	13.240	16.344	24.935	29.615	32.671	35.479	38.932	41.401
22	8.643	9.542	10.982	12.338	14.042	17.240	26.039	30.813	33.924	36.781	40.289	42.796
23	9.260	10.196	11.689	13.091	14.848	18.137	27.141	32.007	35.172	38.076	41.638	44.181
24	9.886	10.856	12.401	13.848	15.659	19.037	28.241	33.196	36.415	39.364	42.980	45.559
25	10.520	11.524	13.120	14.611	16.473	19.939	29.339	34.382	37.652	40.646	44.314	46.928
26	11.160	12.198	13.844	15.379	17.292	20.843	30.435	35.563	38.885	41.923	45.642	48.290
27	11.808	12.879	14.573	16.151	18.114	21.749	31.528	36.741	40.113	43.194	46.963	49.645
28	12.461	13.565	15.308	16.928	18.939	22.657	32.620	37.916	41.337	44.461	48.278	50.993
29	13.121	14.257	16.047	17.708	19.768	23.567	33.711	39.087	42.557	45.722	49.588	52.336
30	13.787	14.954	16.791	18.493	20.599	24.478	34.800	40.256	43.773	46.979	50.892	53.672
31	14.458	15.655	17.539	19.281	21.434	25.390	35.887	41.422	44.985	48.232	52.191	55.003
32	15.134	16.362	18.291	20.072	22.271	26.304	36.973	42.585	46.194	49.480	53.486	56.328
33	15.815	17.074	19.047	20.867	23.110	27.219	38.058	43.745	47.400	50.725	54.776	57.648
34	16.501	17.789	19.806	21.664	23.952	28.136	39.141	44.903	48.602	51.966	56.061	58.964
35	17.192	18.509	20.569	22.465	24.797	29.054	40.223	46.059	49.802	53.203	57.342	60.275
36	17.887	19.233	21.336	23.269	25.643	29.973	41.304	47.212	50.998	54.437	58.619	61.581
37	18.586	19.960	22.106	24.075	26.492	30.893	42.383	48.363	52.192	55.668	59.892	62.883
38	19.289	20.691	22.878	24.884	27.343	31.815	43.462	49.513	53.384	56.896	61.162	64.181
39	19.996	21.426	23.654	25.695	28.196	32.737	44.539	50.660	54.572	58.120	62.428	65.476
40	20.707	22.164	24.433	26.509	29.051	33.660	45.616	51.805	55.758	59.342	63.691	66.766
41	21.421	22.906	25.215	27.326	29.907	34.585	46.692	52.949	56.942	60.561	64.950	68.053
42	22.138	23.650	25.999	28.144	30.765	35.510	47.766	54.090	58.124	61.777	66.206	69.336

(continued)

Table 3 (continued)

Degrees of freedom	Upper tail areas (α)											
	.995	.99	.975	.95	.90	.75	.25	.10	.05	.025	.01	.005
43	22.859	24.398	26.785	28.965	31.625	36.436	48.840	55.230	59.304	62.990	67.459	70.616
44	23.584	25.148	27.575	29.787	32.487	37.363	49.913	56.369	60.481	64.201	68.710	71.893
45	24.311	25.901	28.366	30.612	33.350	38.291	50.985	57.505	61.656	65.410	69.957	73.166
46	25.041	26.657	29.160	31.439	34.215	39.220	52.056	58.641	62.830	66.617	71.201	74.437
47	25.775	27.416	29.956	32.268	35.081	40.149	53.127	59.774	64.001	67.821	72.443	75.704
48	26.511	28.177	30.755	33.098	35.949	41.079	54.196	60.907	65.171	69.023	73.683	76.969
49	27.249	28.941	31.555	33.930	36.818	42.010	55.265	62.038	66.339	70.222	74.919	78.231
50	27.991	29.707	32.357	34.764	37.689	42.942	56.334	63.167	67.505	71.420	76.154	79.490
51	28.735	30.475	33.162	35.600	38.560	43.874	57.401	64.295	68.669	72.616	77.386	80.747
52	29.481	31.246	33.968	36.437	39.433	44.808	58.468	65.422	69.832	73.810	78.616	82.001
53	30.230	32.018	34.776	37.276	40.308	45.741	59.534	66.548	70.993	75.002	79.843	83.253
54	30.981	32.793	35.586	38.116	41.183	46.676	60.600	67.673	72.153	76.192	81.069	84.502
55	31.735	33.570	36.398	38.958	42.060	47.610	61.665	68.796	73.311	77.380	82.292	85.749
56	32.490	34.350	37.212	39.801	42.937	48.546	62.729	69.919	74.468	78.567	83.513	86.994
57	33.248	35.131	38.027	40.646	43.816	49.482	63.793	71.040	75.624	79.752	84.733	88.236
58	34.008	35.913	38.844	41.492	44.696	50.419	64.857	72.160	76.778	80.936	85.950	89.477
59	34.770	36.698	39.662	42.339	45.577	51.356	65.919	73.279	77.931	82.117	87.166	90.715
60	35.534	37.485	40.482	43.188	46.459	52.294	66.981	74.397	79.082	83.298	88.379	91.952

For a particular number of degrees of freedom, each entry represents the critical value of χ^2 corresponding to a specified upper tail area, α .

For larger values of degrees of freedom (df), the expression $z = \sqrt{2\chi^2} - \sqrt{2(df) - 1}$ may be used and the resulting upper tail area can be obtained from the table of the standardised normal distribution.

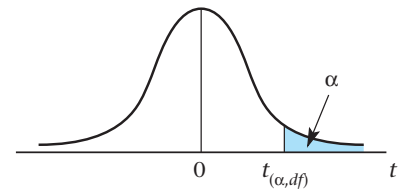


Table 4 t distribution

Degrees of freedom	Upper tail area					
	.25	.10	.05	.025	.01	.005
1	1.0000	3.0777	6.3138	12.7062	31.8207	63.6574
2	0.8165	1.8856	2.9200	4.3027	6.9646	9.9248
3	0.7649	1.6377	2.3534	3.1824	4.5407	5.8409
4	0.7407	1.5332	2.1318	2.7764	3.7469	4.6041
5	0.7267	1.4759	2.0150	2.5706	3.3649	4.0322
6	0.7176	1.4398	1.9432	2.4469	3.1427	3.7074
7	0.7111	1.4149	1.8946	2.3646	2.9980	3.4995
8	0.7064	1.3968	1.8595	2.3060	2.8965	3.3554
9	0.7027	1.3830	1.8331	2.2622	2.8214	3.2498
10	0.6998	1.3722	1.8125	2.2281	2.7638	3.1693
11	0.6974	1.3634	1.7959	2.2010	2.7181	3.1058
12	0.6955	1.3562	1.7823	2.1788	2.6810	3.0545
13	0.6938	1.3502	1.7709	2.1604	2.6503	3.0123
14	0.6924	1.3450	1.7613	2.1448	2.6245	2.9768
15	0.6912	1.3406	1.7531	2.1315	2.6025	2.9467
16	0.6901	1.3368	1.7459	2.1199	2.5835	2.9208
17	0.6892	1.3334	1.7396	2.1098	2.5669	2.8982
18	0.6884	1.3304	1.7341	2.1009	2.5524	2.8784
19	0.6876	1.3277	1.7291	2.0930	2.5395	2.8609
20	0.6870	1.3253	1.7247	2.0860	2.5280	2.8453
21	0.6864	1.3232	1.7207	2.0796	2.5177	2.8314
22	0.6858	1.3212	1.7171	2.0739	2.5083	2.8188
23	0.6853	1.3195	1.7139	2.0687	2.4999	2.8073
24	0.6848	1.3178	1.7109	2.0639	2.4922	2.7969
25	0.6844	1.3163	1.7081	2.0595	2.4851	2.7874
26	0.6840	1.3150	1.7056	2.0555	2.4786	2.7787
27	0.6837	1.3137	1.7033	2.0518	2.4727	2.7707
28	0.6834	1.3125	1.7011	2.0484	2.4671	2.7633
29	0.6830	1.3114	1.6991	2.0452	2.4620	2.7564
30	0.6828	1.3104	1.6973	2.0423	2.4573	2.7500
31	0.6825	1.3095	1.6955	2.0395	2.4528	2.7440
32	0.6822	1.3086	1.6939	2.0369	2.4487	2.7385
33	0.6820	1.3077	1.6924	2.0345	2.4448	2.7333
34	0.6818	1.3070	1.6909	2.0322	2.4411	2.7284
35	0.6816	1.3062	1.6896	2.0301	2.4377	2.7238
36	0.6814	1.3055	1.6883	2.0281	2.4345	2.7195
37	0.6812	1.3049	1.6871	2.0262	2.4314	2.7154
38	0.6810	1.3042	1.6860	2.0244	2.4286	2.7116
39	0.6808	1.3036	1.6849	2.0227	2.4258	2.7079
40	0.6807	1.3031	1.6839	2.0211	2.4233	2.7045
41	0.6805	1.3025	1.6829	2.0195	2.4208	2.7012
42	0.6804	1.3020	1.6820	2.0181	2.4185	2.6981
43	0.6802	1.3016	1.6811	2.0167	2.4163	2.6951

(continued)

Table 4 (continued)

Degrees of freedom	Upper tail area					
	.25	.10	.05	.025	.01	.005
44	0.6801	1.3011	1.6802	2.0154	2.4141	2.6923
45	0.6800	1.3006	1.6794	2.0141	2.4121	2.6896
46	0.6799	1.3002	1.6787	2.0129	2.4102	2.6870
47	0.6797	1.2998	1.6779	2.0117	2.4083	2.6846
48	0.6796	1.2994	1.6772	2.0106	2.4066	2.6822
49	0.6795	1.2991	1.6766	2.0096	2.4049	2.6800
50	0.6794	1.2987	1.6759	2.0086	2.4033	2.6778
51	0.6793	1.2984	1.6753	2.0076	2.4017	2.6757
52	0.6792	1.2980	1.6747	2.0066	2.4002	2.6737
53	0.6791	1.2977	1.6741	2.0057	2.3988	2.6718
54	0.6791	1.2974	1.6736	2.0049	2.3974	2.6700
55	0.6790	1.2971	1.6730	2.0040	2.3961	2.6682
56	0.6789	1.2969	1.6725	2.0032	2.3948	2.6665
57	0.6788	1.2966	1.6720	2.0025	2.3936	2.6649
58	0.6787	1.2963	1.6716	2.0017	2.3924	2.6633
59	0.6787	1.2961	1.6711	2.0010	2.3912	2.6618
60	0.6786	1.2958	1.6706	2.0003	2.3901	2.6603
61	0.6785	1.2956	1.6702	1.9996	2.3890	2.6589
62	0.6785	1.2954	1.6698	1.9990	2.3880	2.6575
63	0.6784	1.2951	1.6694	1.9983	2.3870	2.6561
64	0.6783	1.2949	1.6690	1.9977	2.3860	2.6549
65	0.6783	1.2947	1.6686	1.9971	2.3851	2.6536
66	0.6782	1.2945	1.6683	1.9966	2.3842	2.6524
67	0.6782	1.2943	1.6679	1.9960	2.3833	2.6512
68	0.6781	1.2941	1.6676	1.9955	2.3824	2.6501
69	0.6781	1.2939	1.6672	1.9949	2.3816	2.6490
70	0.6780	1.2938	1.6669	1.9944	2.3808	2.6479
71	0.6780	1.2936	1.6666	1.9939	2.3800	2.6469
72	0.6779	1.2934	1.6663	1.9935	2.3793	2.6459
73	0.6779	1.2933	1.6660	1.9930	2.3785	2.6449
74	0.6778	1.2931	1.6657	1.9925	2.3778	2.6439
75	0.6778	1.2929	1.6654	1.9921	2.3771	2.6430
76	0.6777	1.2928	1.6652	1.9917	2.3764	2.6421
77	0.6777	1.2926	1.6649	1.9913	2.3758	2.6412
78	0.6776	1.2925	1.6646	1.9908	2.3751	2.6403
79	0.6776	1.2924	1.6644	1.9905	2.3745	2.6395
80	0.6776	1.2922	1.6641	1.9901	2.3739	2.6387
81	0.6775	1.2921	1.6639	1.9897	2.3733	2.6379
82	0.6775	1.2920	1.6636	1.9893	2.3727	2.6371
83	0.6775	1.2918	1.6634	1.9890	2.3721	2.6364
84	0.6774	1.2917	1.6632	1.9886	2.3716	2.6356
85	0.6774	1.2916	1.6630	1.9883	2.3710	2.6349
86	0.6774	1.2915	1.6628	1.9879	2.3705	2.6342
87	0.6773	1.2914	1.6626	1.9876	2.3700	2.6335
88	0.6773	1.2912	1.6624	1.9873	2.3695	2.6329
89	0.6773	1.2911	1.6622	1.9870	2.3690	2.6322
90	0.6772	1.2910	1.6620	1.9867	2.3685	2.6316
91	0.6772	1.2909	1.6618	1.9864	2.3680	2.6309
92	0.6772	1.2908	1.6616	1.9861	2.3676	2.6303
93	0.6771	1.2907	1.6614	1.9858	2.3671	2.6297
94	0.6771	1.2906	1.6612	1.9855	2.3667	2.6291
95	0.6771	1.2905	1.6611	1.9853	2.3662	2.6286

(continued)

Table 4 (continued)

Degrees of freedom	Upper tail area					
	.25	.10	.05	.025	.01	.005
96	0.6771	1.2904	1.6609	1.9850	2.3658	2.6280
97	0.6770	1.2903	1.6607	1.9847	2.3654	2.6275
98	0.6770	1.2902	1.6606	1.9845	2.3650	2.6269
99	0.6770	1.2902	1.6604	1.9842	2.3646	2.6264
100	0.6770	1.2901	1.6602	1.9840	2.3642	2.6259
110	0.6767	1.2893	1.6588	1.9818	2.3607	2.6213
120	0.6765	1.2886	1.6577	1.9799	2.3578	2.6174
130	0.6764	1.2881	1.6567	1.9784	2.3554	2.6142
140	0.6762	1.2876	1.6558	1.9771	2.3533	2.6114
150	0.6761	1.2872	1.6551	1.9759	2.3515	2.6090
∞	0.6745	1.2816	1.6449	1.9600	2.3263	2.5758

For a particular number of degrees of freedom, each entry represents the critical value of t corresponding to a specified upper tail area α .

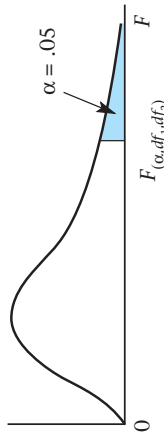


Table 5 F distribution

Denominator df_2	Numerator df_1																		
	1	2	3	4	5	6	7	8	9	10	12	15	20	24	30	40	60	120	∞
1	161.4	199.5	215.7	224.6	230.2	234.0	236.8	238.9	240.5	241.9	243.9	245.9	248.0	249.1	250.1	251.1	252.2	253.3	254.3
2	18.51	19.00	19.16	19.25	19.30	19.33	19.35	19.37	19.38	19.40	19.41	19.43	19.45	19.45	19.46	19.47	19.48	19.49	19.50
3	10.13	9.55	9.28	9.12	9.01	8.94	8.89	8.85	8.81	8.79	8.74	8.70	8.66	8.64	8.62	8.59	8.57	8.55	8.53
4	7.71	6.94	6.59	6.39	6.26	6.16	6.09	6.04	6.00	5.96	5.91	5.86	5.80	5.77	5.75	5.72	5.69	5.66	5.63
5	6.61	5.79	5.41	5.19	5.05	4.95	4.88	4.82	4.77	4.74	4.68	4.62	4.56	4.53	4.50	4.46	4.43	4.40	4.36
6	5.99	5.14	4.76	4.53	4.39	4.28	4.21	4.15	4.10	4.06	4.00	3.94	3.87	3.84	3.81	3.77	3.74	3.70	3.67
7	5.59	4.74	4.35	4.12	3.97	3.87	3.79	3.73	3.68	3.64	3.57	3.51	3.44	3.41	3.38	3.34	3.30	3.27	3.23
8	5.32	4.46	4.07	3.84	3.69	3.58	3.50	3.44	3.39	3.35	3.28	3.22	3.15	3.12	3.08	3.04	3.01	2.97	2.93
9	5.12	4.26	3.86	3.63	3.48	3.37	3.29	3.23	3.18	3.14	3.07	3.01	2.94	2.90	2.86	2.83	2.79	2.75	2.71
10	4.96	4.10	3.71	3.48	3.33	3.22	3.14	3.07	3.02	2.98	2.91	2.85	2.77	2.74	2.70	2.66	2.62	2.58	2.54
11	4.84	3.98	3.59	3.36	3.20	3.09	3.01	2.95	2.90	2.85	2.79	2.72	2.65	2.61	2.57	2.53	2.49	2.45	2.40
12	4.75	3.89	3.49	3.26	3.11	3.00	2.91	2.85	2.80	2.75	2.69	2.62	2.54	2.51	2.47	2.43	2.38	2.34	2.30
13	4.67	3.81	3.41	3.18	3.03	2.92	2.83	2.77	2.71	2.67	2.60	2.53	2.46	2.42	2.38	2.34	2.30	2.25	2.21
14	4.60	3.74	3.34	3.11	2.96	2.85	2.76	2.70	2.65	2.60	2.53	2.46	2.39	2.35	2.31	2.27	2.22	2.18	2.13
15	4.54	3.68	3.29	3.06	2.90	2.79	2.71	2.64	2.59	2.54	2.48	2.40	2.33	2.29	2.25	2.20	2.16	2.11	2.07
16	4.49	3.63	3.24	3.01	2.85	2.74	2.66	2.59	2.54	2.49	2.42	2.35	2.28	2.24	2.19	2.15	2.11	2.06	2.01
17	4.45	3.59	3.20	2.96	2.81	2.70	2.61	2.55	2.49	2.45	2.38	2.31	2.23	2.19	2.15	2.10	2.06	2.01	1.96
18	4.41	3.55	3.16	2.93	2.77	2.66	2.58	2.51	2.46	2.41	2.34	2.27	2.19	2.15	2.11	2.06	2.02	1.97	1.92
19	4.38	3.52	3.13	2.90	2.74	2.63	2.54	2.48	2.42	2.38	2.31	2.23	2.16	2.11	2.07	2.03	1.98	1.93	1.88
20	4.35	3.49	3.10	2.87	2.71	2.60	2.51	2.45	2.39	2.35	2.28	2.20	2.12	2.08	2.04	1.99	1.95	1.90	1.84
21	4.32	3.47	3.07	2.84	2.68	2.57	2.49	2.42	2.37	2.32	2.25	2.18	2.10	2.05	2.01	1.96	1.92	1.87	1.81
22	4.30	3.44	3.05	2.82	2.66	2.55	2.46	2.40	2.34	2.30	2.23	2.15	2.07	2.03	1.98	1.94	1.89	1.84	1.78
23	4.28	3.42	3.03	2.80	2.64	2.53	2.44	2.37	2.32	2.27	2.20	2.13	2.05	2.01	1.96	1.91	1.86	1.81	1.76
24	4.26	3.40	3.01	2.78	2.62	2.51	2.42	2.36	2.30	2.25	2.18	2.11	2.03	1.98	1.94	1.89	1.84	1.79	1.73
25	4.24	3.39	2.99	2.76	2.60	2.49	2.40	2.34	2.28	2.24	2.16	2.09	2.01	1.96	1.92	1.87	1.82	1.77	1.71
26	4.23	3.37	2.98	2.74	2.59	2.47	2.39	2.32	2.27	2.22	2.15	2.07	1.99	1.95	1.90	1.85	1.80	1.75	1.69
27	4.21	3.35	2.96	2.73	2.57	2.46	2.37	2.31	2.25	2.20	2.13	2.06	1.97	1.93	1.88	1.84	1.79	1.73	1.67
28	4.20	3.34	2.95	2.71	2.56	2.45	2.36	2.29	2.24	2.19	2.12	2.04	1.96	1.91	1.87	1.82	1.77	1.71	1.65
29	4.18	3.33	2.93	2.70	2.55	2.43	2.35	2.28	2.22	2.18	2.10	2.03	1.94	1.90	1.85	1.81	1.75	1.70	1.64
30	4.17	3.32	2.92	2.69	2.53	2.42	2.33	2.27	2.21	2.16	2.09	2.01	1.93	1.89	1.84	1.79	1.74	1.68	1.62
40	4.08	3.23	2.84	2.61	2.45	2.34	2.25	2.18	2.12	2.08	2.00	1.92	1.84	1.79	1.74	1.69	1.64	1.58	1.51
60	4.00	3.15	2.76	2.53	2.37	2.25	2.17	2.10	2.04	1.99	1.92	1.84	1.75	1.70	1.65	1.59	1.53	1.47	1.39
120	3.92	3.07	2.68	2.45	2.29	2.17	2.09	2.02	1.96	1.91	1.83	1.75	1.66	1.61	1.55	1.50	1.43	1.35	1.25
∞	3.84	3.00	2.60	2.37	2.21	2.10	2.01	1.94	1.88	1.83	1.75	1.67	1.57	1.52	1.46	1.39	1.32	1.22	1.00

(continued)

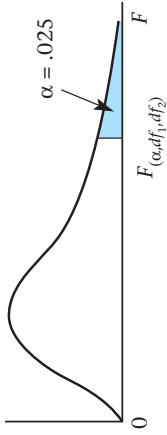


Table 5 (continued)

Denominator df_2	Numerator df_1																		
	1	2	3	4	5	6	7	8	9	10	12	15	20	24	30	40	60	120	∞
1	647.8	799.5	864.2	899.6	921.8	937.1	948.2	956.7	963.3	968.6	976.7	984.9	993.1	997.2	1001	1006	1010	1014	1018
2	38.51	39.00	39.17	39.25	39.30	39.33	39.36	39.37	39.39	39.40	39.41	39.43	39.45	39.46	39.46	39.47	39.48	39.49	39.50
3	17.44	16.04	15.44	15.10	14.88	14.73	14.62	14.54	14.47	14.42	14.34	14.25	14.17	14.12	14.08	14.04	13.99	13.95	13.90
4	12.22	10.65	9.98	9.60	9.36	9.20	9.07	8.98	8.90	8.84	8.75	8.66	8.56	8.51	8.46	8.41	8.36	8.31	8.26
5	10.01	8.43	7.76	7.39	7.15	6.98	6.85	6.76	6.68	6.62	6.52	6.43	6.33	6.28	6.23	6.18	6.12	6.07	6.02
6	8.81	7.26	6.60	6.23	5.99	5.82	5.70	5.60	5.52	5.46	5.37	5.27	5.17	5.12	5.07	5.01	4.96	4.90	4.85
7	8.07	6.54	5.89	5.52	5.29	5.12	4.99	4.90	4.82	4.76	4.67	4.57	4.47	4.42	4.36	4.31	4.25	4.20	4.14
8	7.57	6.06	5.42	5.05	4.82	4.65	4.53	4.43	4.36	4.30	4.20	4.10	4.00	3.95	3.89	3.84	3.78	3.73	3.67
9	7.21	5.71	5.08	4.72	4.48	4.32	4.20	4.10	4.03	3.96	3.87	3.77	3.67	3.61	3.56	3.51	3.45	3.39	3.33
10	6.94	5.46	4.83	4.47	4.24	4.07	3.95	3.85	3.78	3.72	3.62	3.52	3.42	3.37	3.31	3.26	3.20	3.14	3.08
11	6.72	5.26	4.63	4.28	4.04	3.88	3.76	3.66	3.59	3.53	3.43	3.33	3.23	3.17	3.12	3.06	3.00	2.94	2.88
12	6.55	5.10	4.47	4.12	3.89	3.73	3.61	3.51	3.44	3.37	3.28	3.18	3.07	3.02	2.96	2.91	2.85	2.79	2.72
13	6.41	4.97	4.35	4.00	3.77	3.60	3.48	3.39	3.31	3.25	3.15	3.05	2.95	2.89	2.84	2.78	2.72	2.66	2.60
14	6.30	4.86	4.24	3.89	3.66	3.50	3.38	3.29	3.21	3.15	3.05	2.95	2.84	2.79	2.73	2.67	2.61	2.55	2.49
15	6.20	4.77	4.15	3.80	3.58	3.41	3.29	3.20	3.12	3.06	2.96	2.86	2.76	2.70	2.64	2.59	2.52	2.46	2.40
16	6.12	4.69	4.08	3.73	3.50	3.34	3.22	3.12	3.05	2.99	2.89	2.79	2.68	2.63	2.57	2.51	2.45	2.38	2.32
17	6.04	4.62	4.01	3.66	3.44	3.28	3.16	3.06	2.98	2.92	2.82	2.72	2.62	2.56	2.50	2.44	2.38	2.32	2.25
18	5.98	4.56	3.95	3.61	3.38	3.22	3.10	3.01	2.93	2.87	2.77	2.67	2.56	2.50	2.44	2.38	2.32	2.26	2.19
19	5.92	4.51	3.90	3.56	3.33	3.17	3.05	2.96	2.88	2.82	2.72	2.62	2.51	2.45	2.39	2.33	2.27	2.20	2.13
20	5.87	4.46	3.86	3.51	3.29	3.13	3.01	2.91	2.84	2.77	2.68	2.57	2.46	2.41	2.35	2.29	2.22	2.16	2.09
21	5.83	4.42	3.82	3.48	3.25	3.09	2.97	2.87	2.80	2.73	2.64	2.53	2.42	2.37	2.31	2.25	2.18	2.11	2.04
22	5.79	4.38	3.78	3.44	3.22	3.05	2.93	2.84	2.76	2.70	2.60	2.50	2.39	2.33	2.27	2.21	2.14	2.08	2.00
23	5.75	4.35	3.75	3.41	3.18	3.02	2.90	2.81	2.73	2.67	2.57	2.47	2.36	2.30	2.24	2.18	2.11	2.04	1.97
24	5.72	4.32	3.72	3.38	3.15	2.99	2.87	2.78	2.70	2.64	2.54	2.44	2.33	2.27	2.21	2.15	2.08	2.01	1.94
25	5.69	4.29	3.69	3.35	3.13	2.97	2.85	2.75	2.68	2.61	2.51	2.41	2.30	2.24	2.18	2.12	2.05	1.98	1.91
26	5.66	4.27	3.67	3.33	3.10	2.94	2.82	2.73	2.65	2.59	2.49	2.39	2.28	2.22	2.16	2.09	2.03	1.95	1.88
27	5.63	4.24	3.64	3.30	3.08	2.92	2.80	2.71	2.63	2.57	2.47	2.36	2.25	2.19	2.13	2.07	1.99	1.93	1.85
28	5.61	4.22	3.63	3.29	3.06	2.90	2.78	2.69	2.61	2.55	2.45	2.34	2.23	2.17	2.11	2.05	1.98	1.91	1.83
29	5.59	4.20	3.61	3.27	3.04	2.88	2.76	2.67	2.59	2.53	2.43	2.32	2.21	2.15	2.09	2.03	1.96	1.89	1.81
30	5.57	4.18	3.59	3.25	3.03	2.87	2.75	2.65	2.57	2.51	2.41	2.31	2.20	2.14	2.07	2.01	1.94	1.87	1.79
40	5.42	4.05	3.46	3.13	2.90	2.74	2.62	2.53	2.45	2.39	2.29	2.18	2.07	2.01	1.94	1.88	1.80	1.72	1.64
60	5.29	3.93	3.34	3.01	2.79	2.63	2.51	2.41	2.33	2.27	2.17	2.06	1.94	1.88	1.82	1.74	1.67	1.58	1.48
120	5.15	3.80	3.23	2.89	2.67	2.52	2.39	2.30	2.22	2.16	2.05	1.94	1.82	1.76	1.69	1.61	1.53	1.43	1.31
∞	5.02	3.69	3.12	2.79	2.57	2.41	2.29	2.19	2.11	2.05	1.94	1.83	1.71	1.64	1.57	1.48	1.39	1.27	1.00

(continued)

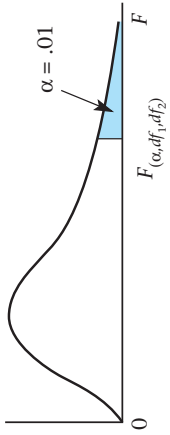


Table 5 (continued)

Denominator df_2	Numerator df_1													∞					
	1	2	3	4	5	6	7	8	9	10	12	15	20		24	30	40	60	120
1	4052	4999.5	5403	5625	5764	5859	5928	5982	6022	6056	6106	6157	6209	6235	6261	6287	6313	6339	6366
2	98.50	99.00	99.17	99.25	99.30	99.33	99.36	99.37	99.39	99.40	99.42	99.43	99.45	99.46	99.47	99.47	99.48	99.49	99.50
3	34.12	30.82	29.46	28.71	28.24	27.91	27.67	27.49	27.35	27.23	27.05	26.87	26.69	26.60	26.50	26.41	26.32	26.22	26.13
4	21.20	18.00	16.69	15.98	15.52	15.21	14.98	14.80	14.66	14.55	14.37	14.20	14.02	13.93	13.84	13.75	13.65	13.56	13.46
5	16.26	13.27	12.06	11.39	10.97	10.67	10.46	10.29	10.16	10.05	9.89	9.72	9.55	9.47	9.38	9.29	9.20	9.11	9.02
6	13.75	10.92	9.78	9.15	8.75	8.47	8.26	8.10	7.98	7.87	7.72	7.56	7.40	7.31	7.23	7.14	7.06	6.97	6.88
7	12.25	9.55	8.45	7.85	7.46	7.19	6.99	6.84	6.72	6.62	6.47	6.31	6.16	6.07	5.99	5.91	5.82	5.74	5.65
8	11.26	8.65	7.59	7.01	6.63	6.37	6.18	6.03	5.91	5.81	5.67	5.52	5.36	5.28	5.20	5.12	5.03	4.95	4.86
9	10.56	8.02	6.99	6.42	6.06	5.80	5.61	5.47	5.35	5.26	5.11	4.96	4.81	4.73	4.65	4.57	4.48	4.40	4.31
10	10.04	7.56	6.55	5.99	5.64	5.39	5.20	5.06	4.94	4.85	4.71	4.56	4.41	4.33	4.25	4.17	4.08	4.00	3.91
11	9.65	7.21	6.22	5.67	5.32	5.07	4.89	4.74	4.63	4.54	4.40	4.25	4.10	4.02	3.94	3.86	3.78	3.69	3.60
12	9.33	6.93	5.95	5.41	5.06	4.82	4.64	4.50	4.39	4.30	4.16	4.01	3.86	3.78	3.70	3.62	3.54	3.45	3.36
13	9.07	6.70	5.74	5.21	4.86	4.62	4.44	4.30	4.19	4.10	3.96	3.82	3.66	3.59	3.51	3.43	3.34	3.25	3.17
14	8.86	6.51	5.56	5.04	4.69	4.46	4.28	4.14	4.03	3.94	3.80	3.66	3.51	3.43	3.35	3.27	3.18	3.09	3.00
15	8.68	6.36	5.42	4.89	4.56	4.32	4.14	4.00	3.89	3.80	3.67	3.52	3.37	3.29	3.21	3.13	3.05	2.96	2.87
16	8.53	6.23	5.29	4.77	4.44	4.20	4.03	3.89	3.78	3.69	3.55	3.41	3.26	3.18	3.10	3.02	2.93	2.84	2.75
17	8.40	6.11	5.18	4.67	4.34	4.10	3.93	3.79	3.68	3.59	3.46	3.31	3.16	3.08	3.00	2.92	2.83	2.75	2.65
18	8.29	6.01	5.09	4.58	4.25	4.01	3.84	3.71	3.60	3.51	3.37	3.23	3.08	3.00	2.92	2.84	2.75	2.66	2.57
19	8.18	5.93	5.01	4.50	4.17	3.94	3.77	3.63	3.52	3.43	3.30	3.15	3.00	2.92	2.84	2.76	2.67	2.58	2.49
20	8.10	5.85	4.94	4.43	4.10	3.87	3.70	3.56	3.46	3.37	3.23	3.09	2.94	2.86	2.78	2.69	2.61	2.52	2.42
21	8.02	5.78	4.87	4.37	4.04	3.81	3.64	3.51	3.40	3.31	3.17	3.03	2.88	2.80	2.72	2.64	2.55	2.46	2.36
22	7.95	5.72	4.82	4.31	3.99	3.76	3.59	3.45	3.35	3.26	3.12	2.98	2.83	2.75	2.67	2.58	2.50	2.40	2.31
23	7.88	5.66	4.76	4.26	3.94	3.71	3.54	3.41	3.30	3.21	3.07	2.93	2.78	2.70	2.62	2.54	2.45	2.35	2.26
24	7.82	5.61	4.72	4.22	3.90	3.67	3.50	3.36	3.26	3.17	3.03	2.89	2.74	2.66	2.58	2.49	2.40	2.31	2.21
25	7.77	5.57	4.68	4.18	3.85	3.63	3.46	3.32	3.22	3.13	2.99	2.85	2.70	2.62	2.54	2.45	2.36	2.27	2.17
26	7.72	5.53	4.64	4.14	3.82	3.59	3.42	3.29	3.18	3.09	2.96	2.81	2.66	2.58	2.50	2.42	2.33	2.23	2.13
27	7.68	5.49	4.60	4.11	3.78	3.56	3.39	3.26	3.15	3.06	2.93	2.78	2.63	2.55	2.47	2.38	2.29	2.20	2.10
28	7.64	5.45	4.57	4.07	3.75	3.53	3.36	3.23	3.12	3.03	2.90	2.75	2.60	2.52	2.44	2.35	2.26	2.17	2.06
29	7.60	5.42	4.54	4.04	3.73	3.50	3.33	3.20	3.09	3.00	2.87	2.73	2.57	2.49	2.41	2.33	2.23	2.14	2.03
30	7.56	5.39	4.51	4.02	3.70	3.47	3.30	3.17	3.07	2.98	2.84	2.70	2.55	2.47	2.39	2.30	2.21	2.11	2.01
40	7.31	5.18	4.31	3.83	3.51	3.29	3.12	2.99	2.89	2.80	2.66	2.52	2.37	2.29	2.20	2.11	2.02	1.92	1.80
60	7.08	4.98	4.13	3.65	3.34	3.12	2.95	2.82	2.72	2.63	2.50	2.35	2.20	2.12	2.03	1.94	1.84	1.73	1.60
120	6.85	4.79	3.95	3.48	3.17	2.96	2.79	2.66	2.56	2.47	2.34	2.19	2.03	1.95	1.86	1.76	1.66	1.53	1.38
∞	6.63	4.61	3.78	3.32	3.02	2.80	2.64	2.51	2.41	2.32	2.18	2.04	1.88	1.79	1.70	1.59	1.47	1.32	1.00

For a particular combination of numerator and denominator degrees of freedom, each entry represents the critical value of F corresponding to a specified upper tail area α .